

T12 - T8 - T5

LED Luminaire and Retrofit Kits

LED LINEAR LIGHTING

Lowest Cost - Highest LPW and Fastest Install



Legacy DLC 5.0 Listings
Dimming Products = DLC Premium
Non Dimming Products = DLC Standard
DLC 5.1 Listings (Dimming) - Standard
See www.ledstick.net/resources for
DLC 5.0 and 5.1 Product ID Lists

Lowest Cost, Highest LPW, Fastest Install and Highest Rebates in the Market.

DLC Premium listed as a "Luminaire" and "Retrofit Kit" means higher rebates for your customers than LED tubes. The LMK is available in 2' and 4' LED linear LEDs that deliver from 1077 to 4152 lumens of enhanced spectrum 80+ CRI light with up to 179 lumens per watt. 0-10VDC dimming and non-dimming models are available. Magnetic mounting only allowed behind a lens. Max load on power whip is 4.5 amps

Model (X=F/C, XXXX-Kelvin, X = 1, 2, 3, 4, 6 or 8 Lights)	Kelvin ^ (3500K SO)	0-10VDC Dimming <small>Max of 26 Lights per Dimming Power Source</small>	Watts	Direct Ambient Luminaire Frosted Single Lamp Lumens/ LPW (5000K)	Direct Ambient Luminaire Clear Single Lamp Lumens/ LPW (5000K)
LMK206-F-XXXX-X	3500, 4000, 5000K	No	6	1064/170	
LMK209-F-XXXX- X	3500, 4000, 5000K	No	9	1529/166	
LMK213-F-XXXX- X	3500, 4000, 5000K	No	13	1902/164	
LMK213-DIM-F-XXXX- X (SO)	3500, 4000, 5000K	Yes	13	1902/164	
LMK409-F-XXXX- X	3500, 4000, 5000K	No	9	1568/171	
LMK412-X-XXXX-X	3500, 4000, 5000K	No	12	2037/170	
LMK412-DIM-F-XXXX- X (SO)	3500, 4000, 5000K	Yes	12	2037/170	
LMK416-F-XXXX-X (SO)	3500, 4000, 5000K	No	16	2624/165	
LMK418-X-XXXX- X	3500, 4000, 5000K	No	18	2879/162	
LMK418-DIM-F-XXXX- X	3500, 4000, 5000K	Yes	18	2879/162	
LMK422-X-XXXX- X	3500, 4000, 5000K	No	22	3339/158	3457/163
LMK422-DIM-F-XXXX- X (SO)	3500, 4000, 5000K	Yes	22	3339/158	3784/172
LMK422HO-X-XXXX- X	3500, 4000, 5000K	No	24	3784/161	4051/172
LMK422HO-DIM-F-XXXX-X (SO)	3500, 4000, 5000K	Yes	24	3784/161	4152/179

FOR COMMERCIAL AND INDUSTRIAL APPLICATIONS

Retrofit: 1x4, 2x2 and 2x4 Troffers, 1x4 and 1x8 Strip Fixtures, and T8/T5 High Bays

DLC Listed For:

- Direct Linear Ambient Luminaire
- Retrofit Direct Linear Ambient Luminaire
- Troffer Linear Retrofit
- High Bay Retrofit

Dimension & Weight:

2' - 22.56 (L) 1.31 (W) 1.44 (H) 6 oz.
4' - 44.56 (L) 1.32 (W) 1.44 (H) 9 oz.

Construction:

Aluminum Extrusion and Polycarbonate Lens

Environment: Indoor/Outdoor - Damp

Kelvin: 4000K/4000K and 5000K (6500K Special Order)

CRI: 80+

Operating Temperature: -20 to 50°C (-4 to 122°F)

Rated Life @ 55°C: >65,000 hours

Lumen Maintenance @ 55°C: 98.89%

THD: <15% **Max Connected Load:** 4.5 Amps

Power Factor: >0.98

Input Voltage: 120 - 277VAC

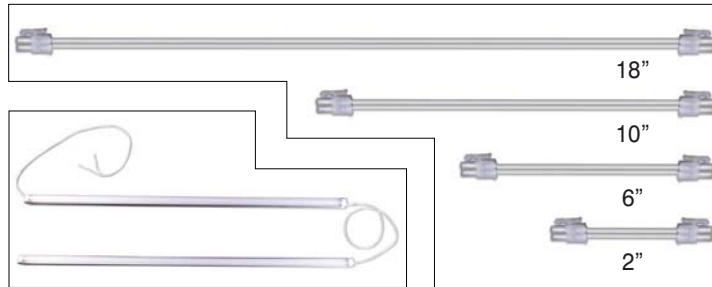
Beam Angle: 120°

Warranty: 7 Years

Rating: IP51 (Damp)



Burnsville Warehouse - LM Clip Only Screwed to the Beam



▲ Wired Series

▲ Jumper Whips



LMK Connector



Magnetic Clip Mount

7 Year Non-Prorated Warranty



(888) 927-4LED
www.ledstick.net

LED Stick Company recommends Transient Voltage Surge Suppression (TVSS) on circuits controlling LED lighting. See manufacturer's warranty for details. Always check for an Open Neutral. Voltage on the neutral is dangerous and can cause LED failure and void the warranty. LMK maximum linked/connected load is 4.5 Amps. Maximum 0-10VDC dimming control is 26 luminaire. Dimming control is 10-100% Magnetic mounting only allowed when being installed behind a lens or in a vapor tight



LMK product worldwide is manufactured by Hangzhou LMenergy solution Lighting Co. LTD.
U.S. Patent Number: 9046244 / 9322532

Super Fast and Simple 8' Strip Fixture Retrofit

No lamp holder rewiring required

LEDSTICK
C O M P A N Y



1

Remove the belly pan cover and connect the LMK power whip to incoming power.




2

Replace belly pan cover and use self-tapping screws to secure two LMK clips per 4' light.




3

Magnet clips that come on each LMK may only be used when installed behind a lens or cover.




4

Plug in the power whip and snap LMK #1 into the two LMK clips.



5

Connect a 6" jumper to the end of LMK #1.



6

Connect the 6" jumper from LMK #1 to LMK #2 and snap LMK #2 into the two LMK clips



7

If more than one strip is connected end-to-end, continue to use 6" jumpers to connect additional LMKs.

A maximum of 4.5 amps can be carried on a single power whip. This equals 26 - LMK418 on 120V and 69 - LMK418 on 277V.